

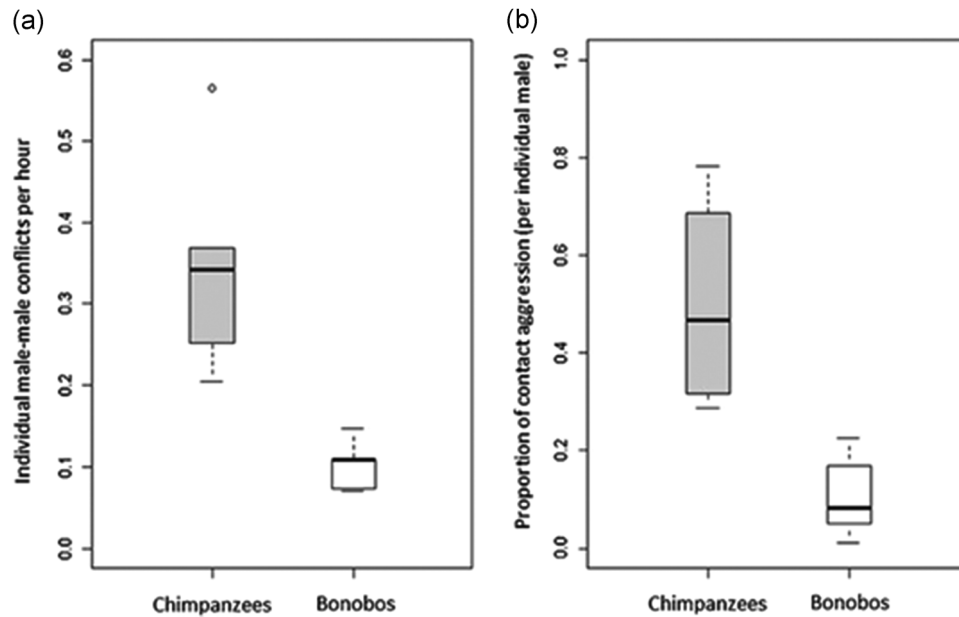
# Erratum

When the article (Surbeck et al., 2017) was first published online, the figure captions were not matching to the contents of the graphs.

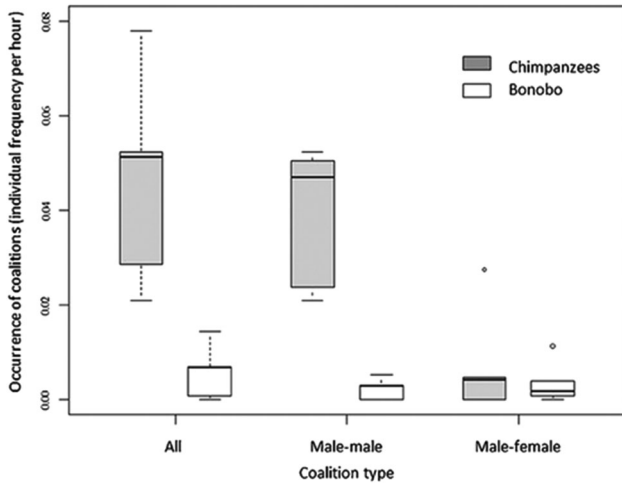
The correct figures with their captions are as follows: Figures 1–5 We apologize for this error.

## REFERENCES

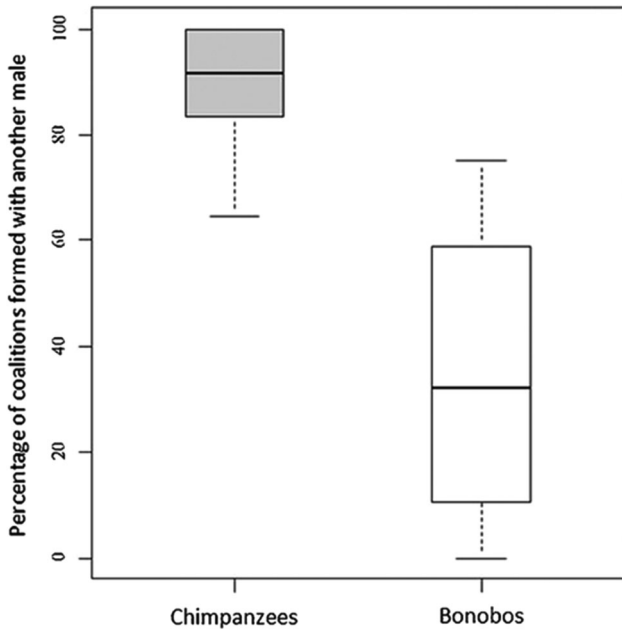
Surbeck, M., Boesch, C., Girard-Buttoz, C., Crockford, C., Hohmann, G., & Wittig, R. M. (2017). Comparison of male conflict behavior in chimpanzees (*Pan troglodytes*) and bonobos (*Pan paniscus*), with specific regard to coalition and post-conflict behavior. *American Journal of Primatology*, 79, e22641. <https://doi.org/10.1002/ajp.22641>



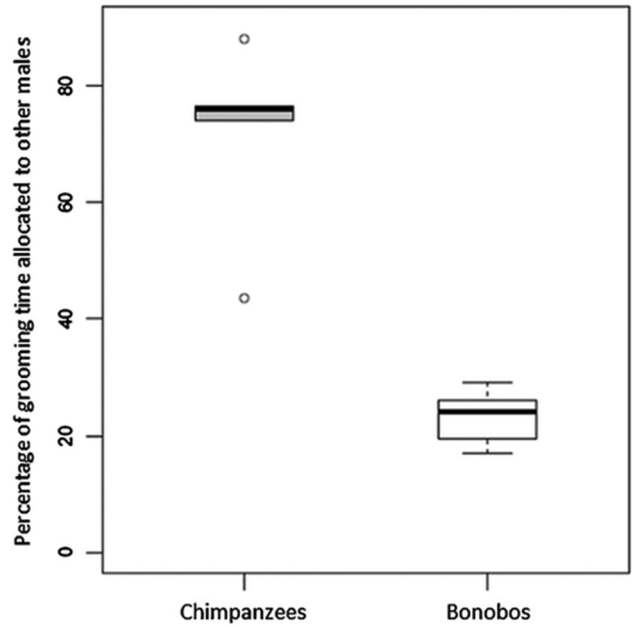
**FIGURE 1** Species differences in (a) frequency of male conflicts ( $N = 5$  chimpanzees, 5 bonobos) (b) proportion of contact aggression during these conflicts ( $N = 4$  chimpanzees, 9 bonobos). Boxplots show median, interquartile range, 95% confidence intervals and extreme values



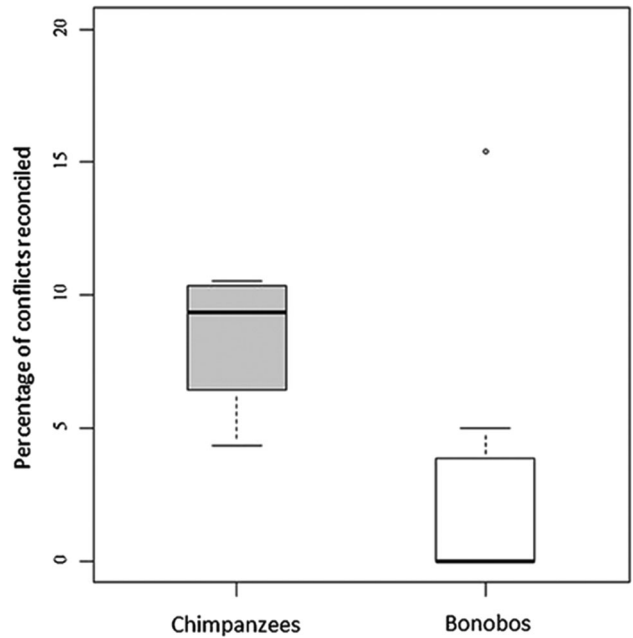
**FIGURE 2** Species differences in the frequency of male-male conflicts that included coalition formation ( $N = 5$  chimpanzees, 5 bonobos). Boxplots show median, interquartile range, 95% confidence intervals and extreme values



**FIGURE 3** Species differences in the proportion of coalitions that males formed with another male ( $N = 5$  chimpanzees, 5 bonobos). Boxplots show median, interquartile range, 95% confidence intervals and extreme values



**FIGURE 4** Species difference in the proportion of adult male grooming time allocated to other males ( $N = 5$  chimpanzees, 5 bonobos). Boxplots show median, interquartile range, 95% confidence intervals, and extreme values



**FIGURE 5** Species differences in the percentage of reconciled conflicts between males within 5 min after aggression ( $N = 4$  chimpanzees, 9 bonobos). Boxplots show median, interquartile range, 95% confidence intervals and extreme values