

Gazella gazella

Invent.Nr.: ZMB 58360

female, subadult

Cranium

All images are of left sided elements (except axial skeleton).

Thanks to the Humboldt-Universität zu Berlin, Museum für Naturkunde, Säugetier-Abteilung, Berlin
for the loan of the skeleton.



Gazella gazella

Invent.Nr.: ZMB 58360

female, subadult

Mandible

All images are of left sided elements (except axial skeleton).

Thanks to the Humboldt-Universität zu Berlin, Museum für Naturkunde, Säugetier-Abteilung, Berlin
for the loan of the skeleton.



Gazella gazella

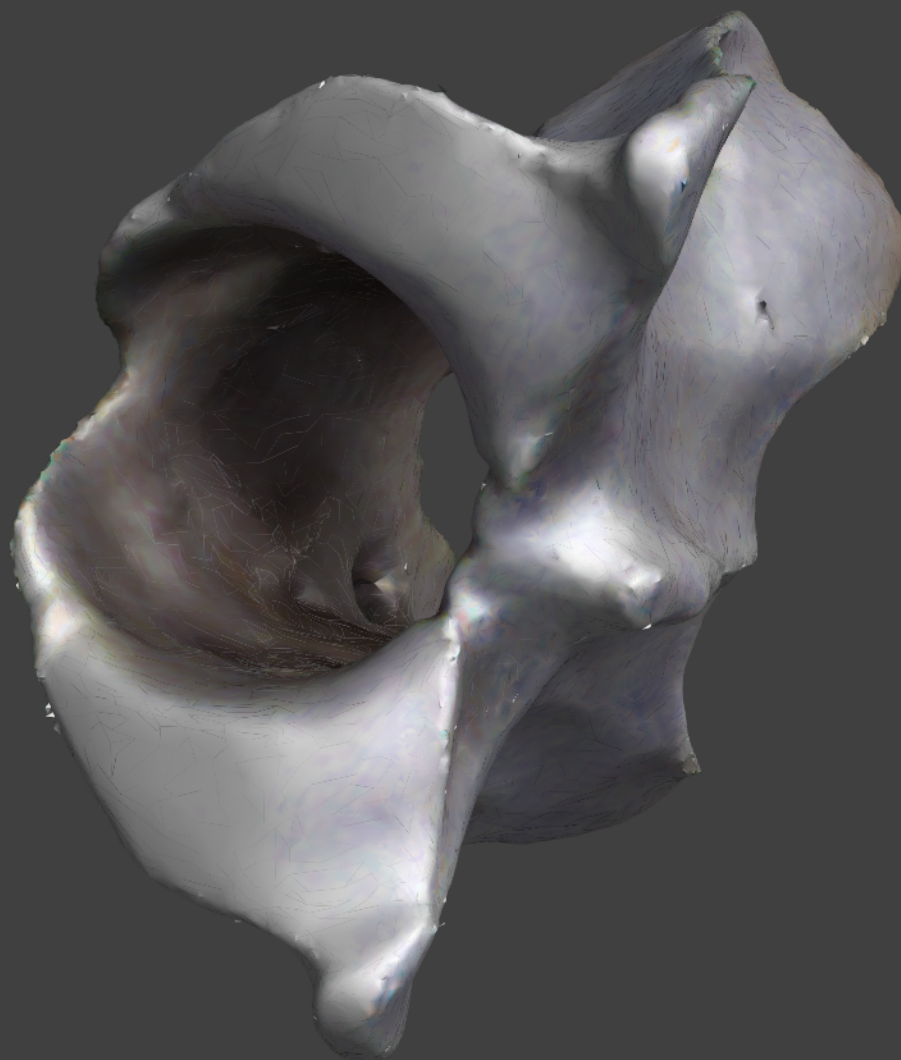
Invent.Nr.: ZMB 58360

female, subadult

Atlas

All images are of left sided elements (except axial skeleton).

Thanks to the Humboldt-Universität zu Berlin, Museum für Naturkunde, Säugetier-Abteilung, Berlin
for the loan of the skeleton.



Gazella gazella

Invent.Nr.: ZMB 58360

female, subadult

Axis

All images are of left sided elements (except axial skeleton).

Thanks to the Humboldt-Universität zu Berlin, Museum für Naturkunde, Säugetier-Abteilung, Berlin
for the loan of the skeleton.



Gazella gazella

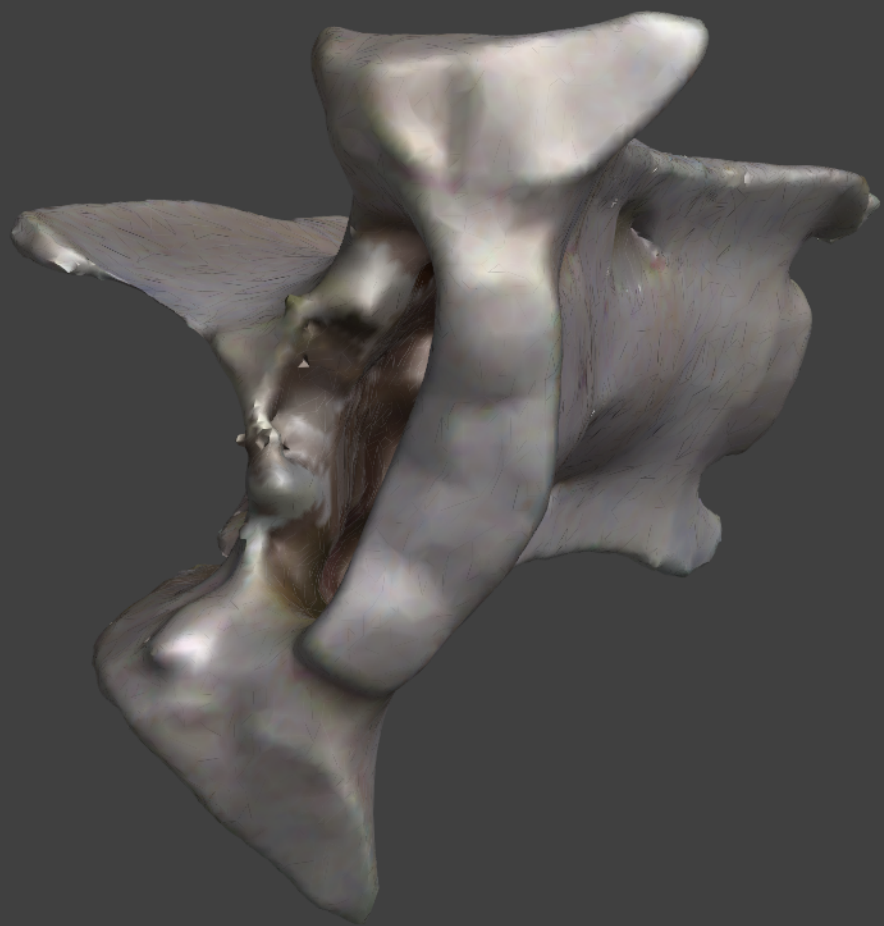
Invent.Nr.: ZMB 58360

female, subadult

Sacrum

All images are of left sided elements (except axial skeleton).

Thanks to the Humboldt-Universität zu Berlin, Museum für Naturkunde, Säugetier-Abteilung, Berlin
for the loan of the skeleton.



Gazella gazella

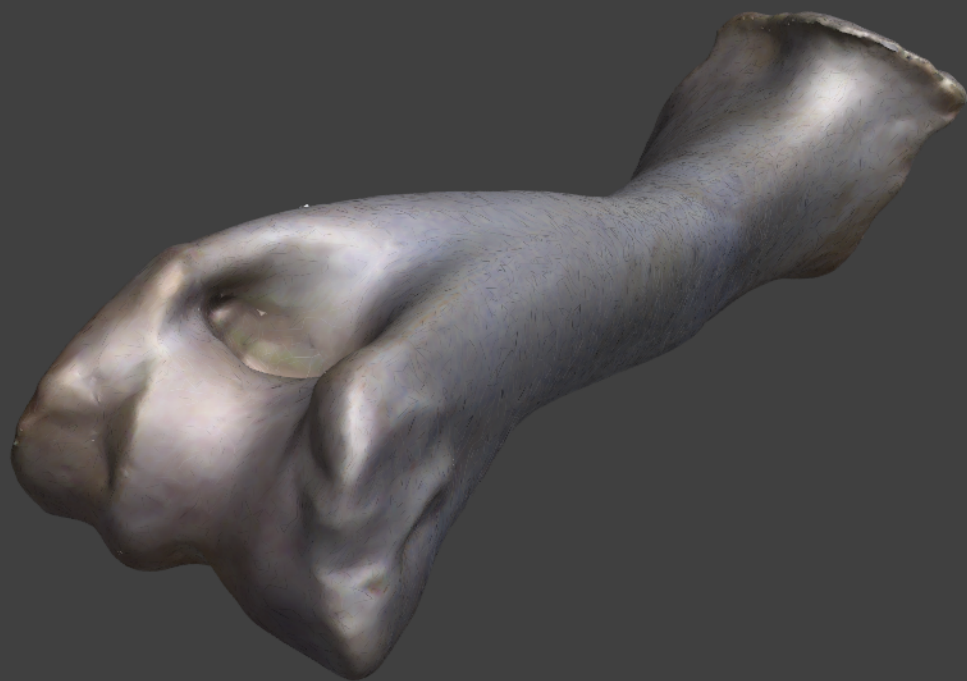
Invent.Nr.: ZMB 58360

female, subadult

Humerus

All images are of left sided elements (except axial skeleton).

Thanks to the Humboldt-Universität zu Berlin, Museum für Naturkunde, Säugetier-Abteilung, Berlin
for the loan of the skeleton.



Gazella gazella

Invent.Nr.: ZMB 58360

female, subadult

Radius

All images are of left sided elements (except axial skeleton).

Thanks to the Humboldt-Universität zu Berlin, Museum für Naturkunde, Säugetier-Abteilung, Berlin
for the loan of the skeleton.



Gazella gazella


Invent.Nr.: ZMB 58360

female, subadult

Ulna

All images are of left sided elements (except axial skeleton).

Thanks to the Humboldt-Universität zu Berlin, Museum für Naturkunde, Säugetier-Abteilung, Berlin
for the loan of the skeleton.



Gazella gazella

Invent.Nr.: ZMB 58360

female, subadult

Femur

All images are of left sided elements (except axial skeleton).

Thanks to the Humboldt-Universität zu Berlin, Museum für Naturkunde, Säugetier-Abteilung, Berlin
for the loan of the skeleton.



Gazella gazella

Invent.Nr.: ZMB 58360

female, subadult

Tibia

All images are of left sided elements (except axial skeleton).

Thanks to the Humboldt-Universität zu Berlin, Museum für Naturkunde, Säugetier-Abteilung, Berlin
for the loan of the skeleton.

