



UPPSALA
UNIVERSITET

Regional panel: I Kalahari Basin core



Carina Schlebusch

carina.schlebusch@ebc.uu.se

Jakobsson Lab, Department of Evolutionary Biology

Evolutionary Biology Centre

Uppsala University, Sweden

Speaking (of) Khoisan, Leipzig 14-16 May 2015



UPPSALA
UNIVERSITET



Regional panel: I Kalahari Basin core



Carina Schlebusch

carina.schlebusch@ebc.uu.se

Jakobsson Lab, Department of Evolutionary Biology

Evolutionary Biology Centre

Uppsala University, Sweden

Speaking (of) Khoisan, Leipzig 14-16 May 2015





UPPSALA
UNIVERSITET



Regional panel: I Kalahari Basin core



Carina Schlebusch

carina.schlebusch@ebc.uu.se

Jakobsson Lab, Department of Evolutionary Biology

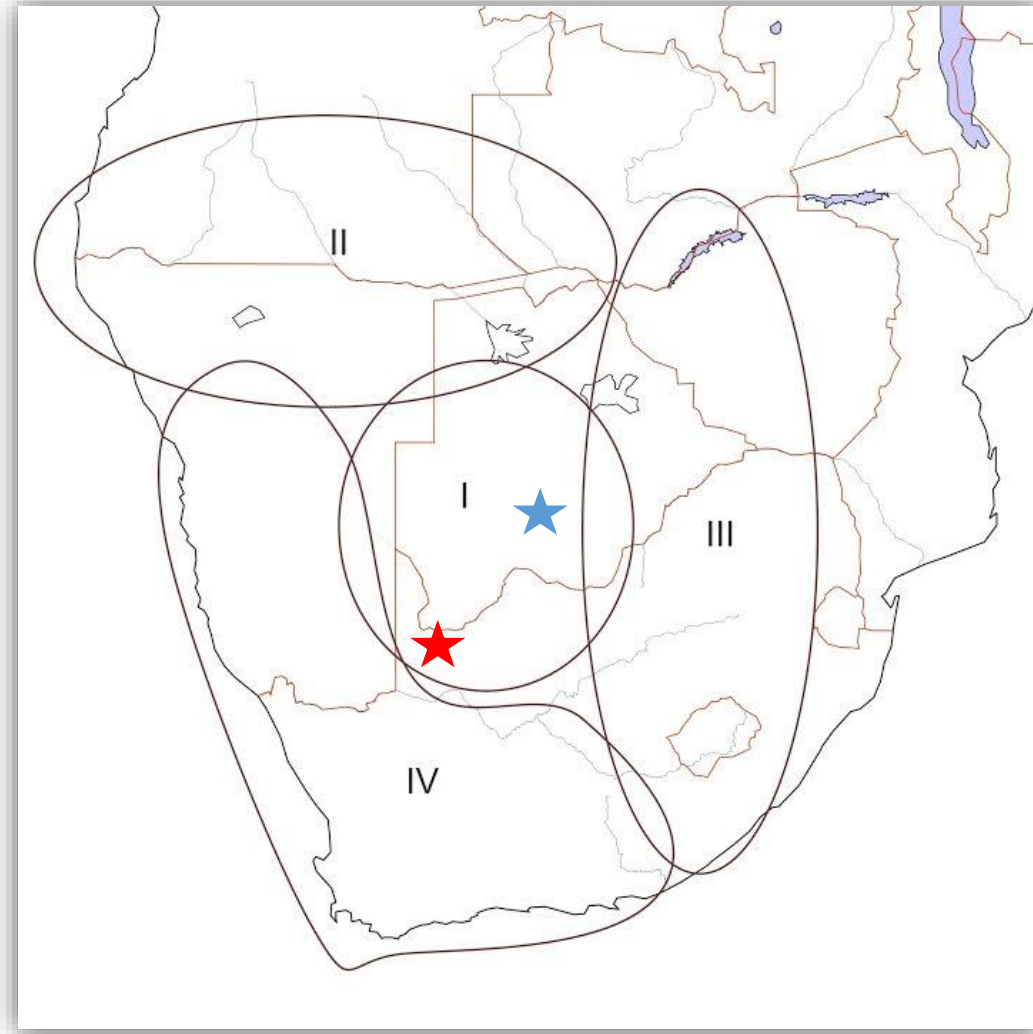
Evolutionary Biology Centre

Uppsala University, Sweden

Speaking (of) Khoisan, Leipzig 14-16 May 2015



Regional panel: I Kalahari Basin core



≠Khomani - Askham

G||ui and G||ana + Kgalagari
– Mixed population
– Khutse Game reserve

#Khomani

- Participants from Askham and #Khomani land north of Askham
- Mixed group but carry genetics of people originally from the region
- Old lady recalled migrating with her family group between water holes in the region of the current Transfrontier park until she was 8 years old, before they were evacuated
- Few old people spoke Tuu language N/u
- Looking into genetics – their profile looks very much like their southern neighbours
- Further discussion in *Panel IV-Cape And Southwest Coast*



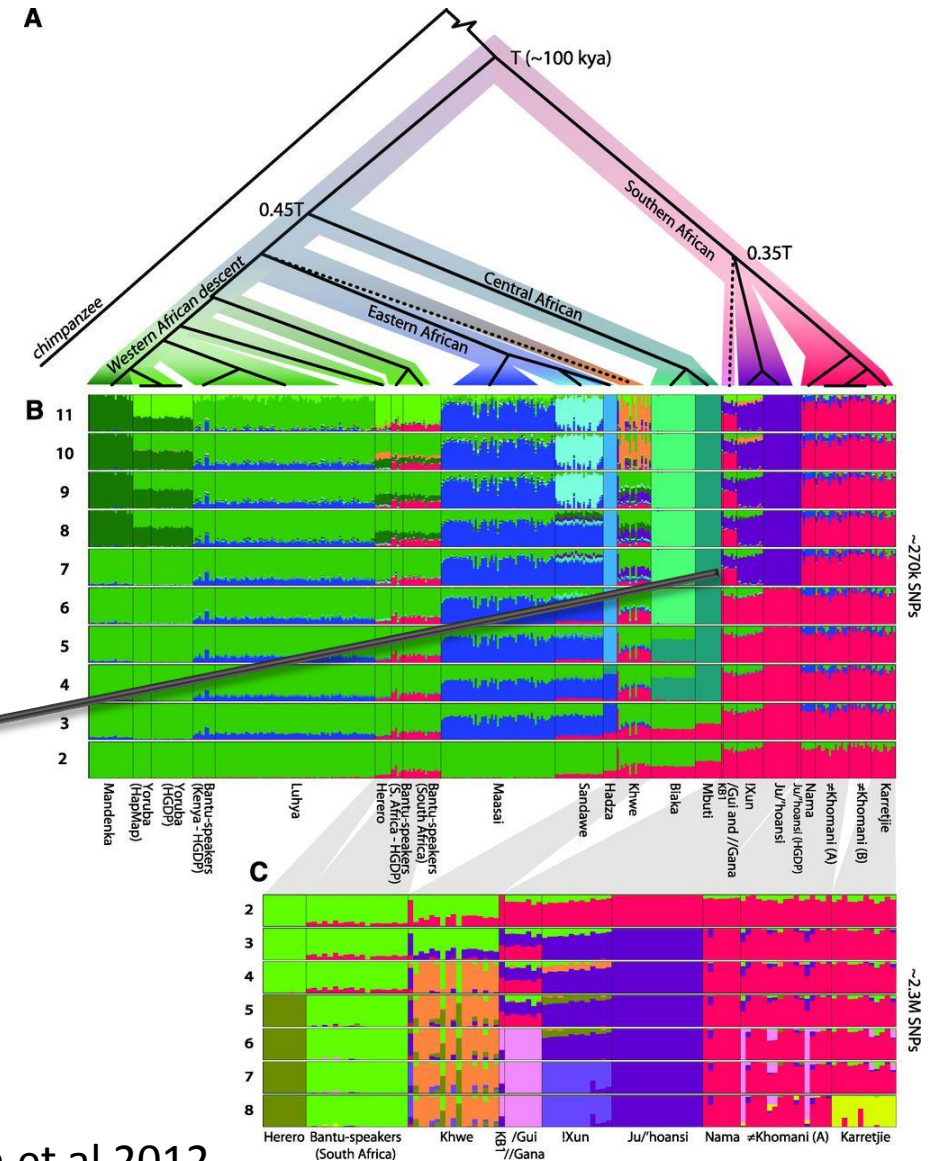

G||ui and G||ana + Kgalagari

- Participants from Khutse Game reserve in Botswana
- Mixed group of G||ui and G||ana San groups and Kgalagari Bantu-speaking group
- “San” autosomal genetic component easily distinguishable from Bantu-sp component
- “San” component compares to G||ui and G||ana groups (and other “Central San” groups) i.e. see Pickrell et al 2012
- Appears to be mid-way between northern and southern San groups



G||ui and G||ana + Kgalagari

- Mid-Way or “split” between northern (purple) and southern (red) group
- Questions – Split times – Admixture – Isolation by distance
- More discussion in *Topic (7) Kalahari Basin prehistory before the advent of food production*



END - Thanks!

More later...

(Including full acknowledgements)